




Balmoral 355

35.5	SQ	14	M Minimum Frontage	 5	 3	 2
------	----	----	--------------------	---	---	---



Cleverly designed to be larger than life

Featuring a generous open plan family & meals, large open kitchen with a butlers pantry, theatre room and a separate guest suite with its own bathroom and robe on the ground floor, while still allowing for 3 bedrooms, retreat and a generous master suite on the first floor. With its clever layout and accommodating design, the Balmoral perfectly caters for a large family all while offering a touch of luxury for everyday living.

PLEASE NOTE:

Facade images are to be used as a guide only, may depict upgrade options and may not be house specific. Facade details such as entry doors, render, window sizing & placement may vary between house types and sizes. Concrete driveway, Landscaping and Fencing is not included. Please obtain house specific drawings from your New Home Consultant to assist you in making your facade choice.

117.0



GROUND FLOOR PLAN



FIRST FLOOR PLAN

Living
Garage
Porch
Alfresco
Total

117.0 sq
3.7 sq
3.7 sq
3.7 sq
5.7 sq